



**INSPECTION REPORT**

SEP 30 2003

628 cust\_id

201244 insp\_id

9253 site\_id

**TUFTS UNIVERSITY  
SCHOOL OF VETERINARY MEDICINE**

**Customer ID: 628**

**Certificate: 14-R-0065**

**Site: 001**

**SCHOOL OF VETERINARY**

**200 WESTBORO ROAD BLDG. 17  
NORTH GRAFTON, MA 01538**

**Inspection**

**Type: ROUTINE INSPECTION**

**Date: SEP-17-2003**

2.31 ( c ) ( 3 )

2.31 ( d ) ( 1 ) ( II )

2.31 ( d ) ( 1 ) ( vi )

**INSTITUTIONAL ANIMAL CARE AND USE COMMITTEE (IACUC).**

2.31 (c) (3) - "IACUC Functions..... (3) Prepare reports of its evaluations conducted.... The reports must distinguish significant deficiencies from minor deficiencies.....If program or facility deficiencies are noted, the reports must contain a reasonable and specific plan and schedule with dates for correcting each deficiency."

\*\*\*The Report to the IO dated 6/3/03 for the evaluation conducted by the IACUC on 4/30/03 contains a listing of the minor deficiencies noted during the evaluation. Not all of the minor deficiencies are given a specific date for correction as specified in the Regulations. Some of the deficiencies have a narrative outlining the correction for the deficiency, or other deficiencies have a single date given that was the date the deficiency was corrected. Any deficiency noted by the IACUC during its semi-annual reviews must be assigned a specific plan and schedule with a date for correcting the deficiency. Correct with next Report to the IO by the IACUC.

2.31 (d) (1) (ii) "IACUC review of activities involving animals.....The IACUC shall determine that the proposed activities or significant changes in ongoing activities meet the following requirements..... (ii) The principal investigator has considered alternatives to procedures that may cause more than momentary or slight pain or distress to the animals, and has provided a written narrative description of the methods and sources, e. g., the Animal Welfare Information Center, used to determine that alternatives were not available."

\*\*\*Protocols [redacted] identify a number of procedures that could potentially cause pain or distress to the animals to be used in the study proposals. The key words listed that were used when conducting a search for alternatives to these procedures do not provide enough evidence that all of the potentially distressful components that were identified in the protocol were addressed when performing the search for alternatives. The IACUC needs to address this issue to determine whether an adequate search for alternatives was performed for each of these protocols. Correct by October 1, 2003.

2.31 (d) (1) (vi) "IACUC review of activities involving animals.....The IACUC shall determine that the proposed activities or significant changes in ongoing activities meet the following requirements.....(vi) The animals' living conditions will be appropriate for their species in accordance with part 3 of this subchapter, and contribute to their health and comfort."

\*\*\*Protocol [redacted] involves the use of newborn calves that are housed in a free standing 5 foot by 2 foot stanchion for part

Prepared By:

*Paula Gladue*  
PAULA GLADUE, V.M.D., USDA, APHIS, Animal Care

Title:

[redacted] ER, Inspector ID: 1054

Date:

SEP-18-2003

Received By:

Title:

Date:

SEP-18-2003



**INSPECTION REPORT**

of the study period. The animals are not able to turn around or move freely while in this type of housing. It is not clear whether there is adequate justification given for this method of housing for the animals. The IACUC needs to assure that both the living space provided and the method of housing for the animals is adequate for their needs. Correct by October 1, 2003.

\*\*\*Protocols [redacted] involve the use of newborn swine that are housed in stainless steel isolation units that do not allow for any visual contact with other animals for the duration of the study. Swine are social animals, and the IACUC needs to determine whether this method of housing is appropriate for the animals' comfort. Correct by October 1, 2003.

**3.131 ( a )**

**3.131 ( c )**

**3.131 ( d )**

**SANITATION.**

3.131 (a) "Cleaning of enclosures. Excreta shall be removed from primary enclosures as often as necessary to prevent contamination of the animals contained therein and to minimize disease hazards and to reduce odors."

\*\*\*There was an excessive accumulation of fecal material present in the enclosures housing swine in SW1, as well as a strong fecal and ammonia odor evident while walking through the facility. Excreta should be removed regularly to ensure that the animals are not exposed to unnecessary contamination, and to minimize any disease hazards. The facility needs to improve the sanitation practices in this area. Correct by October 1, 2003.

3.131 (c) "Housekeeping. Premises (buildings and grounds) shall be kept clean."

\*\*\*There was an excessive accumulation of large cobwebs and dust and particulate material present on surfaces and at the wall/ceiling junctions throughout the different rooms of SW1 at the time of the inspection. This condition is an indication of inadequate or infrequent housekeeping. The facility needs to improve the housekeeping of these areas to minimize the build up. Correct by October 18, 2003.

3.131 (d) "Pest control. A safe and effective program for the control of insects, ectoparasites, and avian and mammalian pests shall be established and maintained."

\*\*\*There were excessive numbers of flies present throughout all the rooms of SW1 at the time of the inspection. Flies can be a nuisance and health hazard to the animals. The facility needs to improve its pest control program to minimize the numbers of flies in the animal areas. Correct by September 26, 2003.

Animal species inspected - Dogs; Horses; Dairy Cattle; Beef Cattle; Goats; Sheep; Swine; Llama

Date of last full facility inspection - 9/17/02

NOTE - The inspection conducted on 9/17/03 and 9/18/03 was a full facility inspection and also included a follow up to the partial inspection conducted on 6/16/03 when teaching and training protocols were reviewed.

Prepared By:

*Paula Gladue*  
PAULA GLADUE, VMD, USDA, APHIS, Animal Care

Title:

[redacted], Inspector ID: 1054

Date:

SEP-18-2003

Received By:

Title:

Date:

SEP-18-2003



JUL 14 2003

PGLADUE  
628 cust\_id  
201198 insp\_id  
9253 site\_id

**INSPECTION REPORT**

**TUFTS UNIVERSITY  
SCHOOL OF VETERINARY MEDICINE**

**200 WESTBORO ROAD BLDG. 17  
NORTH GRAFTON, MA 01536**

**Customer ID: 628**

**Certificate: 14-R-0065**

**Site: 001**

**SCHOOL OF VETERINARY**

**Inspection**

**Type: ROUTINE INSPECTION**

**Date: JUN-16-2003**

**2.31 ( d X 1 X ii )**

**2.31 ( d X 1 X iv X A )**

**2.31 ( e X 3 )**

**INSTITUTIONAL ANIMAL CARE AND USE COMMITTEE (IACUC).**

2.31 (d)(1)(ii) "The IACUC shall determine that the proposed activities or significant changes in ongoing activities meet the following requirements.....(ii) The principal investigator has considered alternatives to procedures that may cause more than momentary or slight pain or distress to the animals, and has provided a written narrative description of the methods and sources, e. g., the Animal Welfare Information Center, used to determine that alternatives were not available;  
(Also refer to Policy 12, Written Narrative for Alternatives to Painful Procedures)"

\*\*\*Protocols [redacted] involve two separate surgical procedures that will be performed on young sheep and pigs respectively. Upon review of each of these protocols, it is noted that both of the protocols have been categorized as USDA Pain Category "C". However, these surgical procedures are generally associated with more than momentary pain or distress in the animals; therefore the protocols should have been categorized as USDA Pain Category "D" or "E". The principal investigator needs to indicate that he/she has done a search for alternatives to these procedures, and provide a written narrative description of the methods that he/she has used in order to consider alternatives to these procedures are not available. Correct by September 16, 2003.

2.31 (d)(1)(iv)(A) "The IACUC shall determine that the proposed activities or significant changes in ongoing activities meet the following requirements.....(iv) Procedures that may cause more than momentary or slight pain or distress to the animals will: (A) Be performed with appropriate sedatives, analgesics or anesthetics, unless withholding such agents is justified for scientific reasons, in writing, by the principal investigator and will continue for only the necessary period of time"

\*\*\*Protocols [redacted] involve two separate surgical procedures that will be performed on young sheep and pigs respectively. Upon review of each of these protocols, it is noted that both of the protocols have been categorized as USDA Pain Category "C", and as such, no provision was made for the use of pain-relieving drugs in the protocols. These surgical procedures are generally associated with more than momentary pain or distress in the animals; therefore the protocols should have been categorized as USDA Pain Category "D" or "E". These protocols need to be amended to provide for the appropriate use of sedatives, analgesics, or anesthetics, and then reviewed by the IACUC. Correct by September 16, 2003.

**Prepared By:**

*Paula Gladue, VMD*  
**PAULA GLADUE, V. M. D., USDA, APHIS, Animal Care**

**Title:**

**VETERINARY MEDICAL OFFICER, Inspector ID: 1054**

**Date:**

**JUN-23-2003**

**Received By:**

[redacted]

**Date:**

**JUN-23-2003**

**Title:**

**SENT VIA E-MAIL**

## INSPECTION REPORT

2.31 (e)(3) "A proposal to conduct an activity involving animals, or to make a significant change in an ongoing activity involving animals, must contain the following....(3) A complete description of the proposed use of the animals"

\*\*\*Protocol [REDACTED] is a teaching protocol that does not provide a complete description of animal use. There are insufficient details provided as to the maximum number of attempts allowed at restraint and hoof trimming of the sheep by the students, nor the maximum number of times each sheep will be used per day, nor the maximum number of blood samples and the volume of blood drawn per sample in the swine that are used during the demonstrations that are performed by staff technicians. This protocol was approved on 9/6/00; for comparison, another teaching protocol [REDACTED] that was approved on 10/4/00 does provide this information.


\*\*\*Protocol [REDACTED] is a training protocol for staff that does not provide a complete description of animal use. There are insufficient details provided as to the maximum number of times each animal is used per day, nor the maximum number of attempts of each procedure per staff trainee allowable for the procedures listed.

\*\*\*Protocol [REDACTED] is a teaching protocol that involves a surgical procedure involving sheep that can be performed by at least 3 different techniques. The method by which this procedure is to be performed is not specified.

\*\*\*\*\*A proposal for animal use must provide a complete description of the proposed use of the animals. Correct each of the above by September 16, 2003.\*\*\*\*\*

NOTE - The inspection conducted today was a partial inspection of the Tufts School of Veterinary Medicine and involved only the review of teaching and training protocols.

Prepared By:

  
PAULA GLADUE, V. M. D., USDA, APHIS, Animal Care

Title: VETERINARY MEDICAL OFFICER, Inspector ID: 1054

Received By:

[REDACTED]  
Title: SENT VIA E-MAIL

Date:

JUN-23-2003

Date:

JUN-23-2003



**INSPECTION REPORT**

**TUFTS UNIVERSITY  
SCHOOL OF VETERINARY MEDICINE**

**Customer ID: 628  
Certificate: 14-R-0085**

**200 WESTBORO ROAD BLDG. 17  
NORTH GRAFTON, MA 01536**

**Site: 001  
SCHOOL OF VETERINARY**

**Inspection  
Type: ROUTINE INSPECTION  
Date: SEP-17-2002**

**2.33 ( b ) ( 1 )**

**ATTENDING VETERINARIAN AND ADEQUATE VETERINARY CARE.**

"Each research facility shall establish and maintain programs of adequate veterinary care that include...(1) The availability of appropriate facilities, personnel, equipment, and services to comply with the provisions of this subchapter"

\*\*\*The following expired drugs were found in the surgery room of Building 22 - one bottle of Atropine injectable, 100 ml, exp date 3/01; one bottle of Epinephrine 1/1000 injectable, 30 ml, exp date 8/02. All medications to be used on covered species should be in date. These medications need to be discarded. Correct by September 18, 2002.

**3.126 ( d )**

**FACILITIES, INDOOR.**

"Drainage. A suitable sanitary method shall be provided to eliminate rapidly, excess water from indoor housing facilities. If drains are used, they shall be properly constructed"

\*\*\*Room 4 of Building 21 is currently being used to house swine as the animals' primary enclosure. There is excessive standing water in the area beneath the litix water source in this room; there is a floor drain in the center of the room, but there is not much of a slope to the floor to allow the water that falls on the floor when the swine drink to flow towards the drain; as a result, the floor is wet in this area. This situation could lead to a slippery floor surface, and injury to the pigs. The drainage problem in this room should be examined to minimize standing water. Correct by March 18, 2002.  
2003. ( P 5 6 )

**3.131 ( a )**


**3.131 ( c )**

**3.131 ( d )**

**SANITATION.**


"Cleaning of enclosures. Excreta shall be removed from primary enclosures as often as necessary to prevent contamination of the animals contained therein and to minimize disease hazards and to reduce odors."

\*\*\*Room 4 of Building 21 is used to house swine, and acts as their primary enclosure. There is a build-up of a brown material on the wall directly behind where free-standing feed containers are mounted which empty into a trough via a clear plastic tube. This area of the wall is not readily accessible to the swine, and there were many flies present. The walls of the room also have a build-up of animal excreta on them. The facility states that the walls of the room are cleaned weekly; the last date they were cleaned was 9/10/02; the date of the inspection was the afternoon of 9/17/02. There also was a large

**Prepared By:**   
**PAULA GLADUE, V. M. D., USDA, APHIS, Animal Care**

**Title:** VETERINARY MEDICAL OFFICER, Inspector ID: 1054

**Date:**  
SEP-18-2002

**Received By:**   
**Title:**

**Date:**  
SEP-18-2002



**INSPECTION REPORT**

amount of solid excreta on the floor, and many of the animals were soiled. The primary enclosures of animals need to be cleaned as often as necessary to prevent contamination of the animals contained therein. The cleaning schedule for this room needs to be re-evaluated. Correct by September 24, 2002.

"Housekeeping. Premises (buildings and grounds) shall be kept clean"

\*\*\*Building 22 has an excessive accumulation of dust and feed particles on the ceiling and the ventilation duct-work along the ceiling. There is also an accumulation of cobwebs and dust on the back right-hand corner of a "roof" of one of the stalls which is housing one goat. Buildings housing animals should be kept clean; an accumulation of dust, cobwebs, and feed particles can pose a fire hazard, or respiratory hazard for the animals. The housekeeping procedure for this building needs to be improved to minimize the build-up. Correct by November 17, 2002.

\*\*\*The barn which houses the teaching horses had an excessive amount of bird droppings present on the elevated wooden walkway at its far end, between the two portions of the barn, as well as on the railing along this walkway. The housekeeping in this building needs to be improved. Correct by September 25, 2002.

"Pest control. A safe and effective program for the control of insects, ectoparasites, and avian and mammalian pests shall be established and maintained."

\*\*\*Room 4 of Building 21 is used to house swine, and is completely indoors and has no window. There was an excessive number of flies present in the room. The current pest control program needs to be assessed, and the flies need to be minimized as they can be a disease hazard. Correct by September 25, 2002.

\*\*\*The barn which houses the teaching horses had an excessive amount of bird droppings present on the elevated wooden walkway at its far end, between the two portions of the barn, as well as on the railing along this walk way, and many pigeons were observed to be roosting along one wall. The facility needs to improve its existing avian pest control program. Correct by November 18, 2002.

\*\*\*The barn which houses the teaching horses had many nests of bees present along the underside of the roof. These nests need to be removed, and the facility needs to improve its current pest control program to minimize these insects as the bees could pose a hazard for the animals. Correct by September 20, 2002.

Animal Inventory - Dogs - 15; Puppy - 1; Rabbits - 3; Goats - 308; Cattle - 47; Sheep - 87; Swine - 25; Horses - 9; Llama - 1

Last inspection - 9/04/01

Prepared By:

*Paula Gladue*  
PAULA GLADUE, V. M. D., USDA, APHIS, Animal Care

Title: VETERINARY MEDICAL OFFICER, Inspector ID: 1054

Date:  
SEP-18-2002

Received By:

[Redacted Signature]

Title:

Date:  
SEP-18-2002